

# AUTOFLEX DISC COUPLINGS

## Information for the Selection of Autoflex Couplings

Customer Name & Address   
  
 Zip Code   
 Contact Name   
 Phone / Fax No.   
 E-mail Address

The Driver equipment  
 (Electric motor, turbine, etc.)

The Driven equipment  
 (Pump, Conveyor, etc.)

Duty Speed  
 rpm

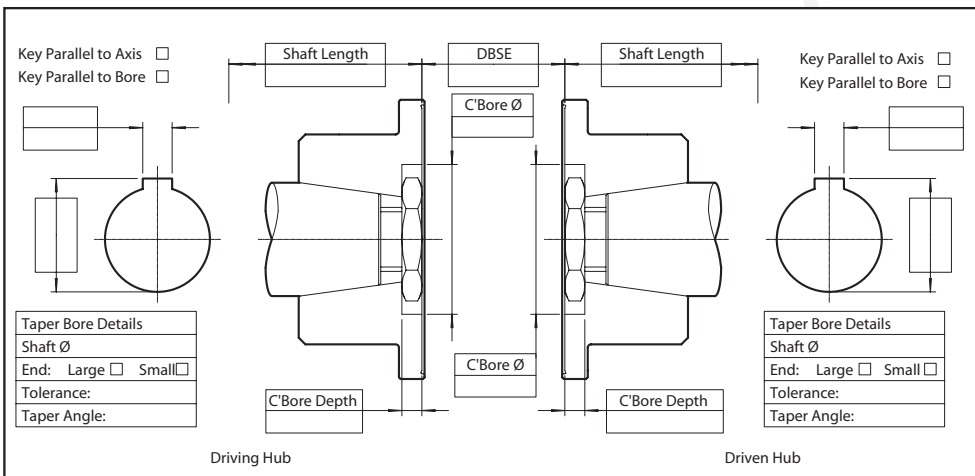
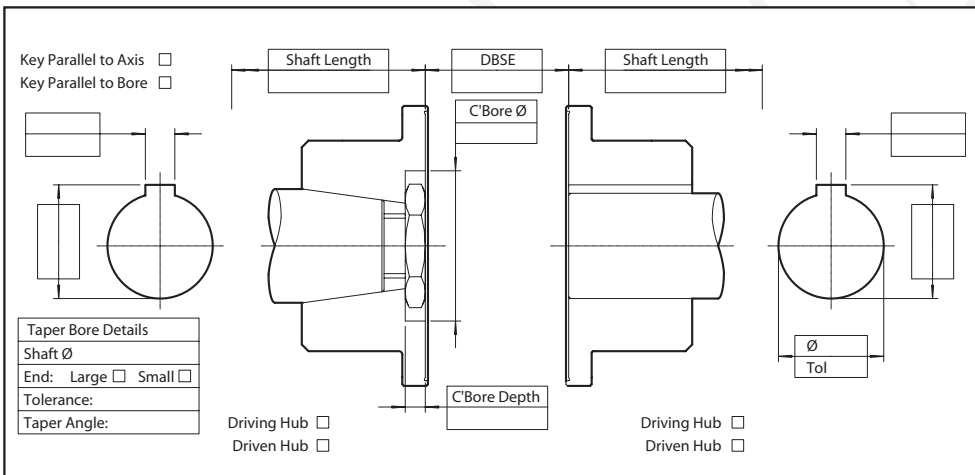
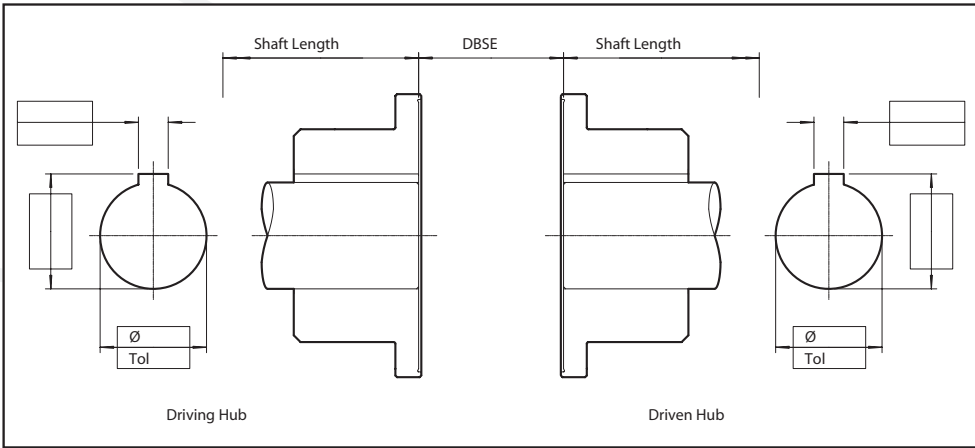
Driver Power  
 HP

DBSE  
 in.

Driver Bore Size  
 in.  
 Give full details on appropriate sketch

Driven Bore Size  
 in.  
 Give full details on appropriate sketch

Ambient Temperature  
 Degs. F



**Options** (Check if required)

Balanced (Indicate Grade)

Spark Resistance

Puller Holes

Insulated

Axial Adjustment

Limited End Float

Trim Balance Holes

Profiled Hubs

Specifications  API 610  
 API 671  
 None